

YOUR CAREER JOURNEY

WITH YOU EVERY STEP OF THE WAY york.ac.uk/york-futures

2024/25 click the [coloured links](#) to find out more



POSTGRADUATE TAUGHT

Make the most of [support and resources](#) available to plan your next steps and make good quality applications.

*Part-time learners, or those not starting their studies in Semester 1, should still follow the journey but adjust the timings to fit the length of your programme.



Semester 1



Join the [The University of York Students' Union](#) community. Attend Welcome Week activities to explore opportunities.



Log in to [Handshake](#) for job alerts and events and set up your profile.



Use the [careers website](#) to start researching career options after your Masters.



Attend [events and workshops](#) to find out about employers and explore opportunities.



Look out for careers panel events and workshops specifically for [postgraduate students](#), including applying for a PhD, to help you plan for your future career.

KEY



Research your options



Make strong applications and prepare for recruitment processes



Academic and personal development



International students studying in York: [Explore](#) options for working in the UK, during or after your studies, including visa requirements, and advice on returning to your home country.



Research [recruitment processes](#) and understand the assessment methods employers are using. Practise with our resources.



Market yourself! Update your [CV](#) and LinkedIn profile and start [networking](#) online.



Check closing dates and apply for UK [graduate recruitment](#) schemes if these fit with your course completion date.



Explore [PhD opportunities](#) or further study for after your programme.



Explore academic and personal development opportunities through the [Academic Skills Community](#) (ASC).



Build work experience through [University volunteering and enterprise](#).




Consider [part time work or an internship](#). Check with your supervisor about time commitment.



International students studying in York: [Check your visa](#) for how many hours you can work while studying.



Complete [York Strengths Online](#) to explore your personal strengths and consider these in relation to your career plans and applications.



Explore [York Award](#) and understand what you need to do to be able to apply at the end of your degree.



Stay supported – Use [Talk Campus](#) and University [wellbeing](#) resources.




Semester 2




Continue to use [online resources](#) to plan your next steps.



Book a [careers appointment](#) if you need further help.




Look out for events from the Asia Career Insights Series for international students




Explore [enterprise](#), freelance and portfolio ways of working.



Get a mentor from [York Profiles & Mentors](#) – maybe someone from the country or sector you want to work in?



Listen to our [podcast](#), **What Do You Actually Do?**, to find out what different careers are actually like.



Engage with careers events and [workshops](#), including those specifically for taught postgraduates.



Check out [Working in Research resources](#) and attend our panel Q&A event.



Global Careers – take a look at the [international](#) picture.



International students studying in York: Explore [visa options](#) if wishing to stay in the UK.



Continue to get [support](#) from Careers and Placements after you've completed your programme.



Use the [Careers and Placements website](#), self-help resources ([CVs](#) and [interviews](#)) and [1-1 support](#).



Update your [CV](#) and LinkedIn profile to apply for graduate and summer opportunities.



[Apply for graduate jobs](#) or further study after your programme.



Check the [events](#) programme for careers workshops and the summer jobs fair.



Talk to your supervisor – consider if you have time to gain additional [experience](#) this summer.



Complete [York Strengths Online](#) if not done so already.



Apply for [York Award](#), a certificate of the University that recognises personal and professional development.



After graduation participate in [York for Life](#) activities and events – check for [groups](#) in the UK and around the world.

By the end of your Taught Masters programme you'll

- Have updated your CV and tailored it to your chosen work/study area.
How to do it: york.ac.uk/careers/applications
- Have used the careers website to understand your options.
How to do it: york.ac.uk/careers/ideas
- Have developed a better understanding of your strengths, skills and experience through York Strengths and York Award.
How to do it: york.ac.uk/york-strengths and york.ac.uk/careers/yorkaward
- Be able to articulate what skills, experience and knowledge you have gained through postgraduate study.
How to do it: york.ac.uk/careers/postgraduate
- Have an understanding of recruitment processes and how to succeed in applications, interviews and assessment centres.
How to do it: york.ac.uk/graduate-jobs and york.ac.uk/careers/applications
- Know where to find 1-1 support if you need help to develop or progress your career plans.
How to do it: york.ac.uk/careers/advice
- Get inspiration from other York graduates.
How to do it: york.ac.uk/careers/profiles